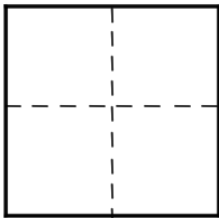
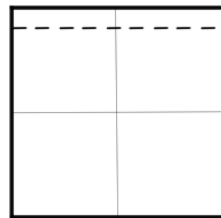


Oshogatsu Crafts: Origami Daruma

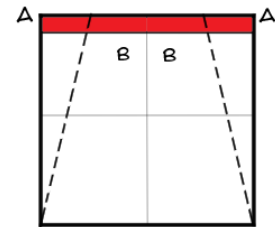
1) FOLD IN HALF TWICE TO MAKE CREASES AND THEN UNFOLD



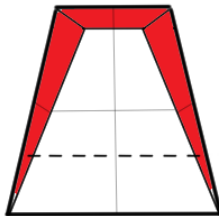
2) FOLD ALONG DOTTED LINE



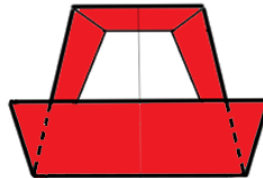
3) FOLD ON DOTTED LINE SO THAT POINTS A MEET POINTS B



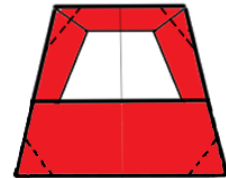
4) FOLD ALONG DOTTED LINE



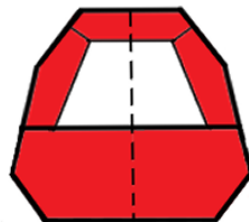
5) FOLD BACKWARDS ALONG DOTTED LINE



6) FOLD BACKWARDS ALONG DOTTED LINE



7) FOLD BACKWARDS SLIGHTLY ALONG CENTER LINE



8) DRAW A FACE AND YOUR DARUMA IS COMPLETED!

